



# Town of Hague Welcome Center

Initial Concept Review Meeting

13 November 2024



# Agenda

## Design Process Recap

## Review Space Program

- Porch/Pavilion Discussion

## Review Concept Diagrams

- Option 1 - Existing Orientation
- Option 2 - Entrance Plaza
- Option 3 - Lakeside Porch
- Option 4 - Direct Connection

## Next Steps

- Select an Option
- Schedule

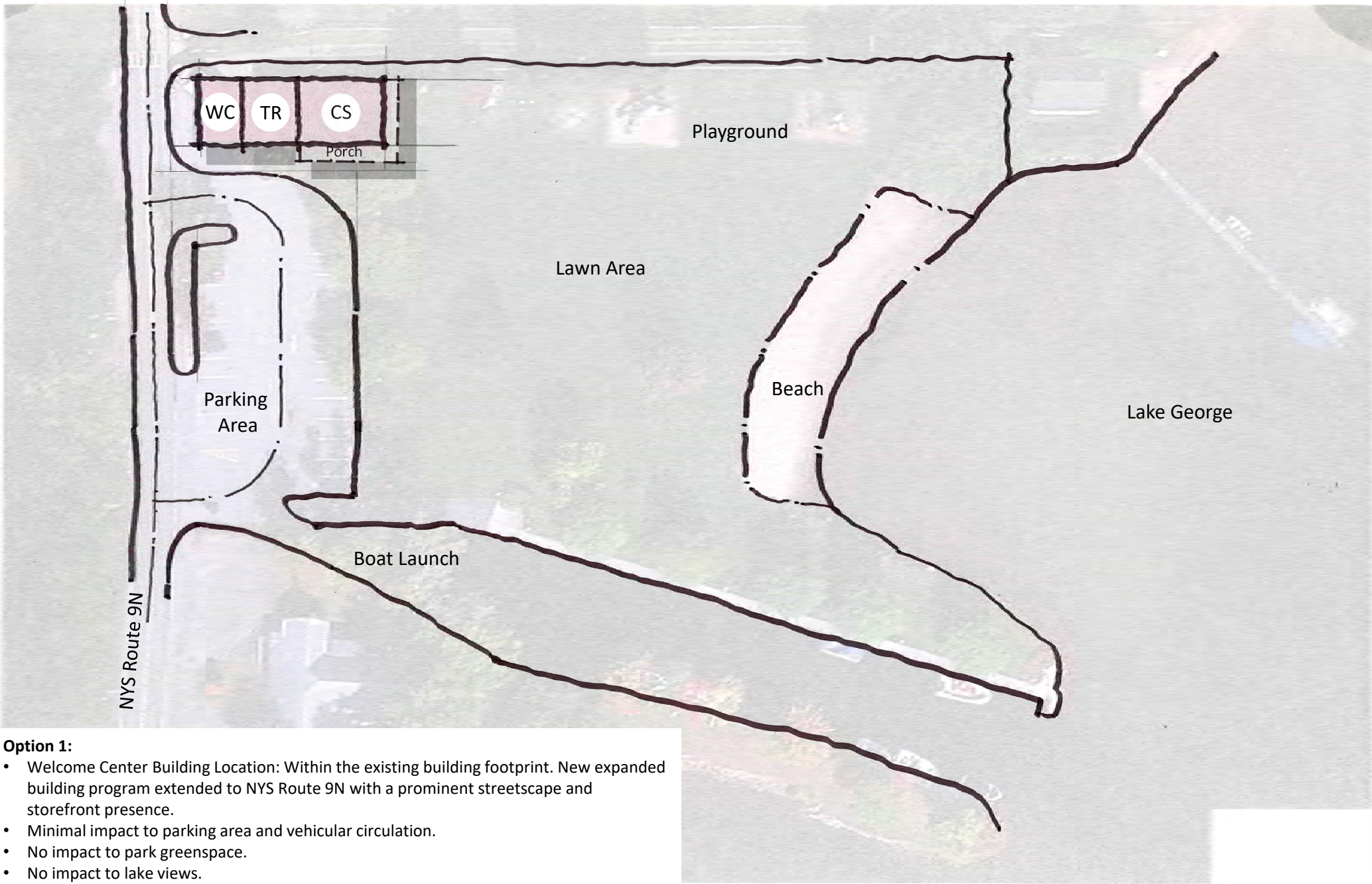




## Space Program

Space Name	Space Description	User Groups			Net Square Feet
		Visitors	Residents	Staff	
<b>Visitor Center</b>	Space for 10-12 visitors, counter, brochures, museum/history displays, closet	X		X	400
<b>Community Space</b>	"Hague's Living Room - a space for residents who do not live on the lake to enjoy the lake all year round". An informal space for residents to meet-up, read, play cards, do a puzzle, or use Wi-Fi, on their own device. Also for small group meetings or lectures. Opens up to the visitors center, views of the lake, high ceilings, connection to the porch, bookshelves, fireplace	X	X		1,000
<b>Catering Kitchen/ Breakroom</b>	To support 50-person catered event and doubles as a breakroom for staff (VC, boat launch, lifeguard). Sink, mini-fridge and microwave, no cooking equipment			X	140
<b>Toilet Rooms</b>	3 toilet fixtures per gender, accessible, doors from interior and exterior	X	X	X	520
<b>Family Toilet/ Changing Room</b>	Toilet, sink, accessible	X	X	X	80
<b>Storage</b>	General building, janitorial, lifeguard	X	X		100
Subtotal - Net Square Feet					2,240
Grossing Factor (30%)					640
<b>Interior Building Area (SF)</b>					<b>2,880</b>
<b>Porch</b>	Covered extension of the "living room", match existing size (need to verify). Preferred location is to the south	X	X		600
<b>Pavilion</b>	Detached structure for picnic tables, sun/rain shelter, weekly music in the park, or caterer staging. Preferred location is west of playground	X	X		400
<b>Total Site Coverage (SF)*</b>					<b>3,880</b>

\* The existing visitor center has approximately 1,500sf of site coverage



- Option 1:**
- Welcome Center Building Location: Within the existing building footprint. New expanded building program extended to NYS Route 9N with a prominent streetscape and storefront presence.
  - Minimal impact to parking area and vehicular circulation.
  - No impact to park greenspace.
  - No impact to lake views.



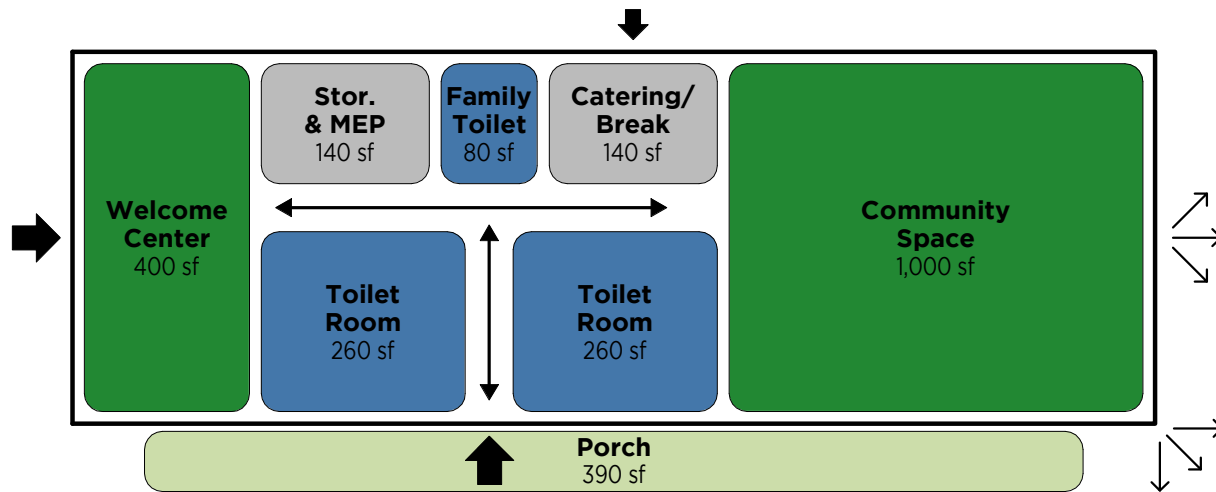
**Option 1**  
Town of Hague Welcome Center



# Legend

- Public Space - Interior
- Public Space - Exterior
- Toilet Rooms
- Facilities/Service
- Vertical Circulation

Route 9N



Lake George

Scale: 1/16" = 1'-0"



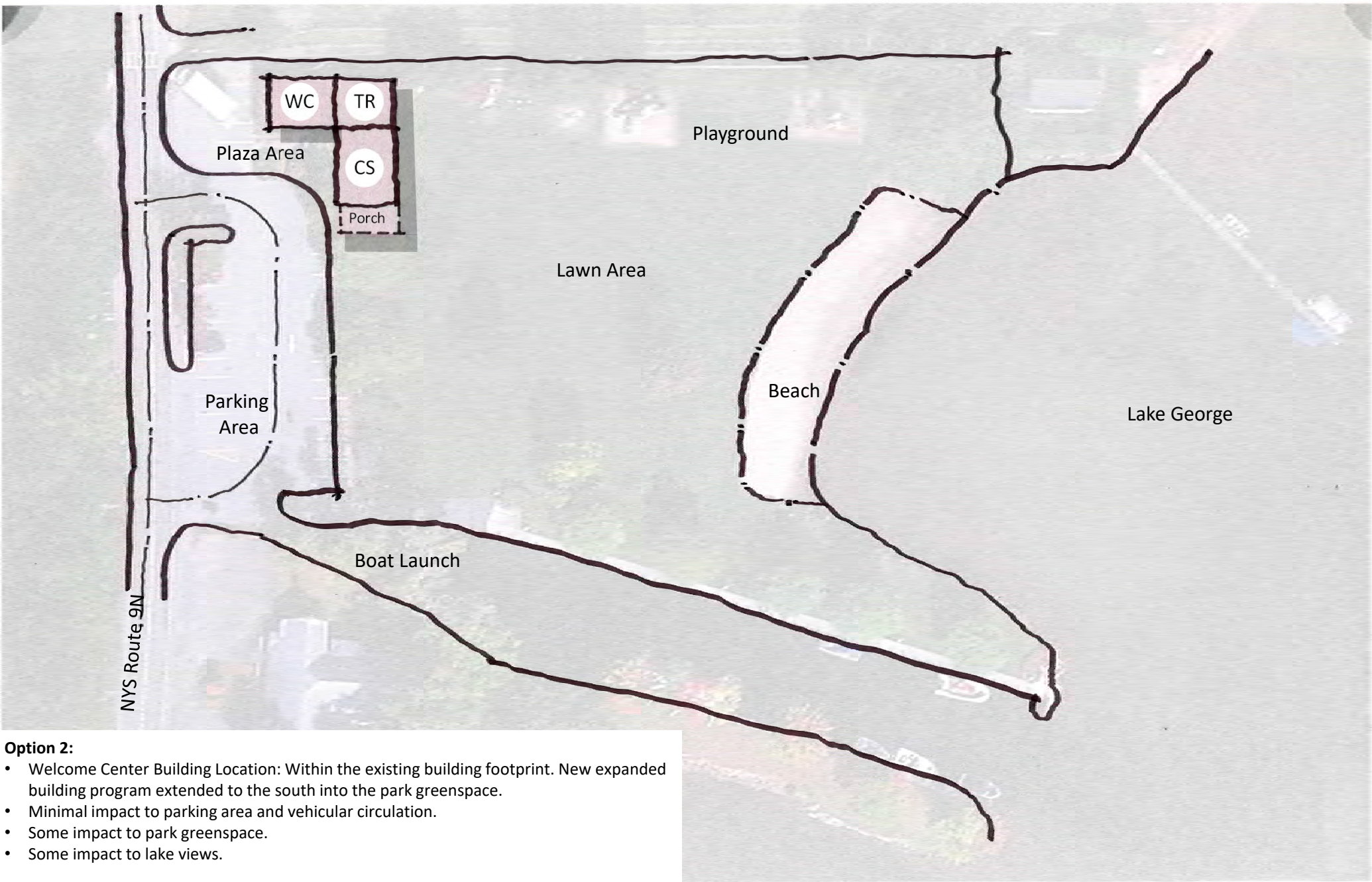
13 November 2024



## Option 1 - Existing Orientation

Town of Hague Welcome Center





- Option 2:**
- Welcome Center Building Location: Within the existing building footprint. New expanded building program extended to the south into the park greenspace.
  - Minimal impact to parking area and vehicular circulation.
  - Some impact to park greenspace.
  - Some impact to lake views.

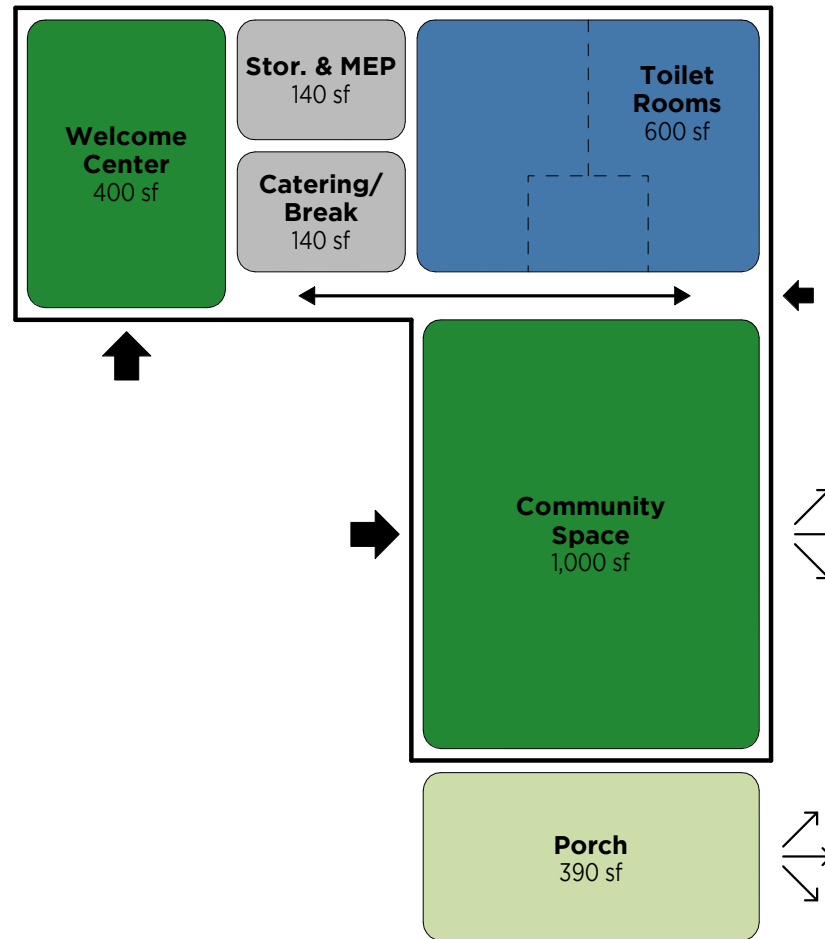


**Option 2**  
Town of Hague Welcome Center



# Legend

- Public Space - Interior
- Public Space - Exterior
- Toilet Rooms
- Facilities/Service
- Vertical Circulation



Route 9N



Lake George



Scale: 1/16" = 1'-0"



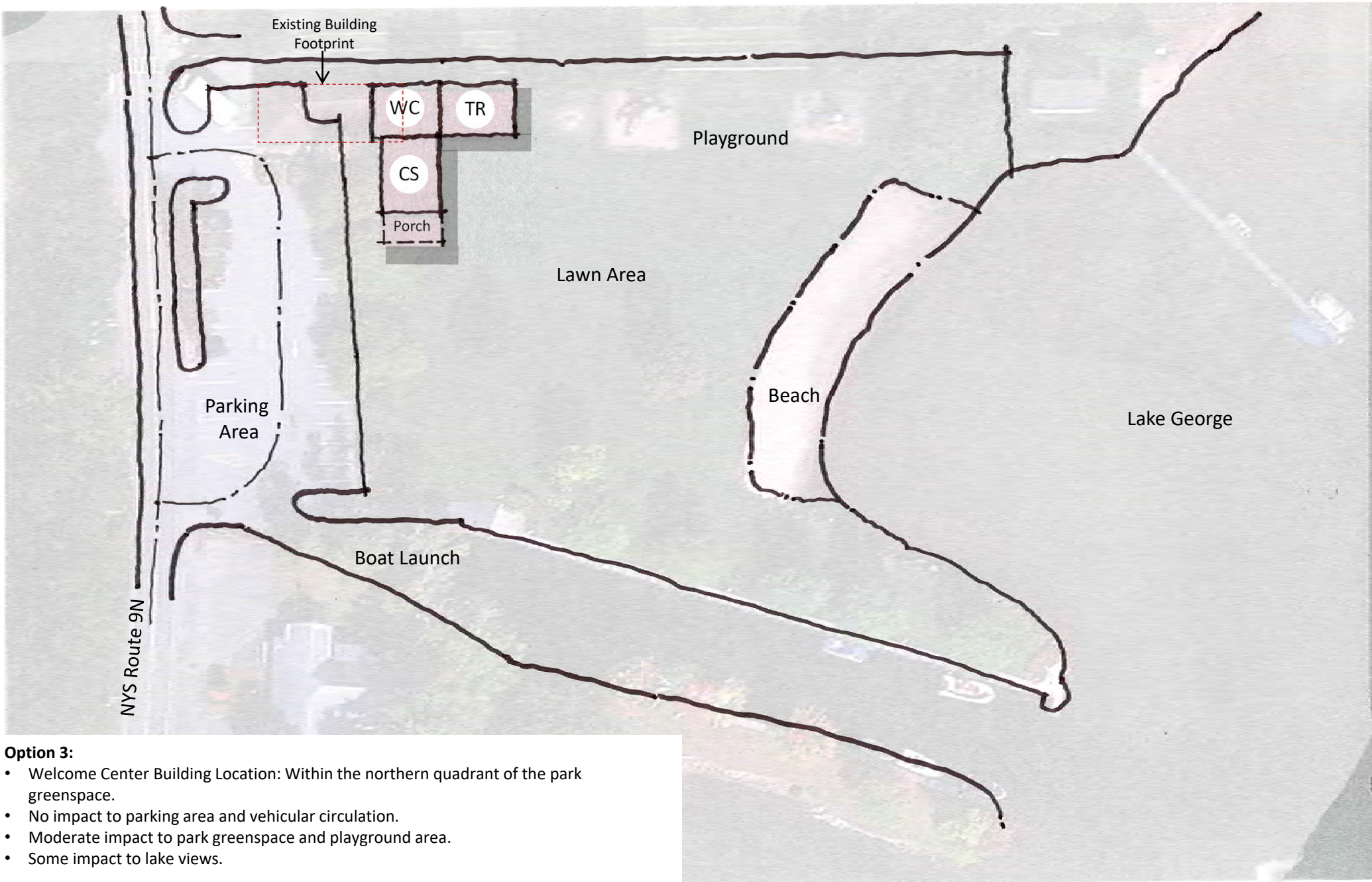
13 November 2024



## Option 2 - Entrance Plaza

Town of Hague Welcome Center





- Option 3:**
- Welcome Center Building Location: Within the northern quadrant of the park greenspace.
  - No impact to parking area and vehicular circulation.
  - Moderate impact to park greenspace and playground area.
  - Some impact to lake views.



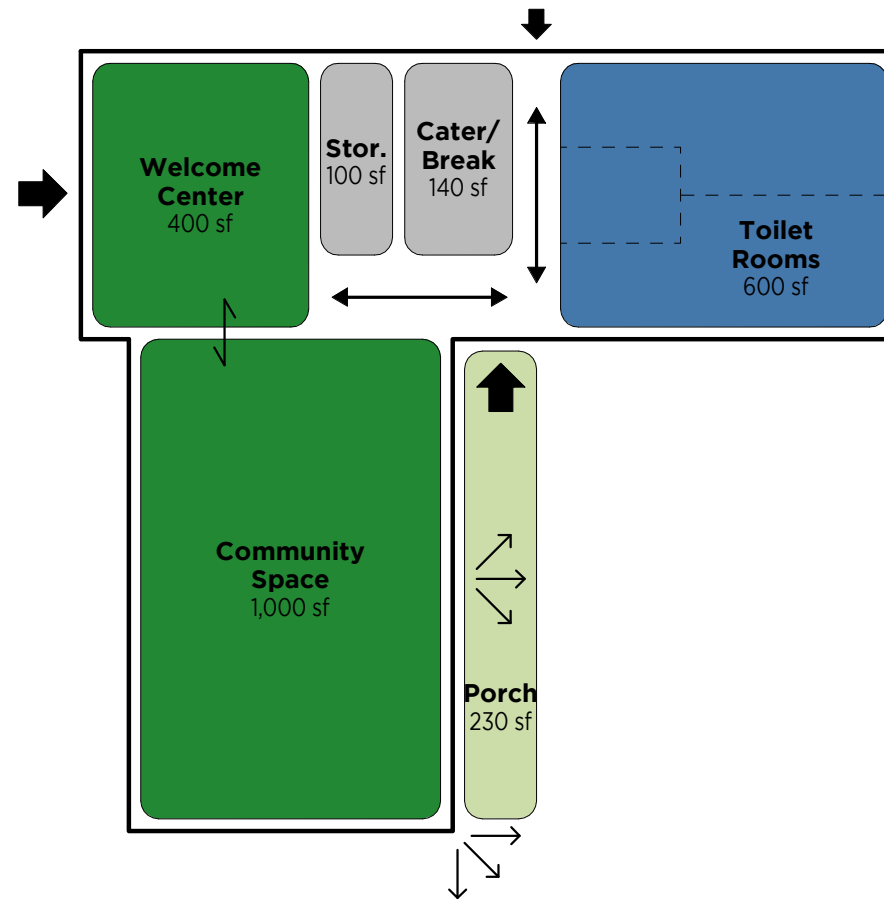
**Option 3**  
Town of Hague Welcome Center





# Legend

- Public Space - Interior
- Public Space - Exterior
- Toilet Rooms
- Facilities/Service
- Vertical Circulation



Route 9N



Lake George



Scale: 1/16" = 1'-0"



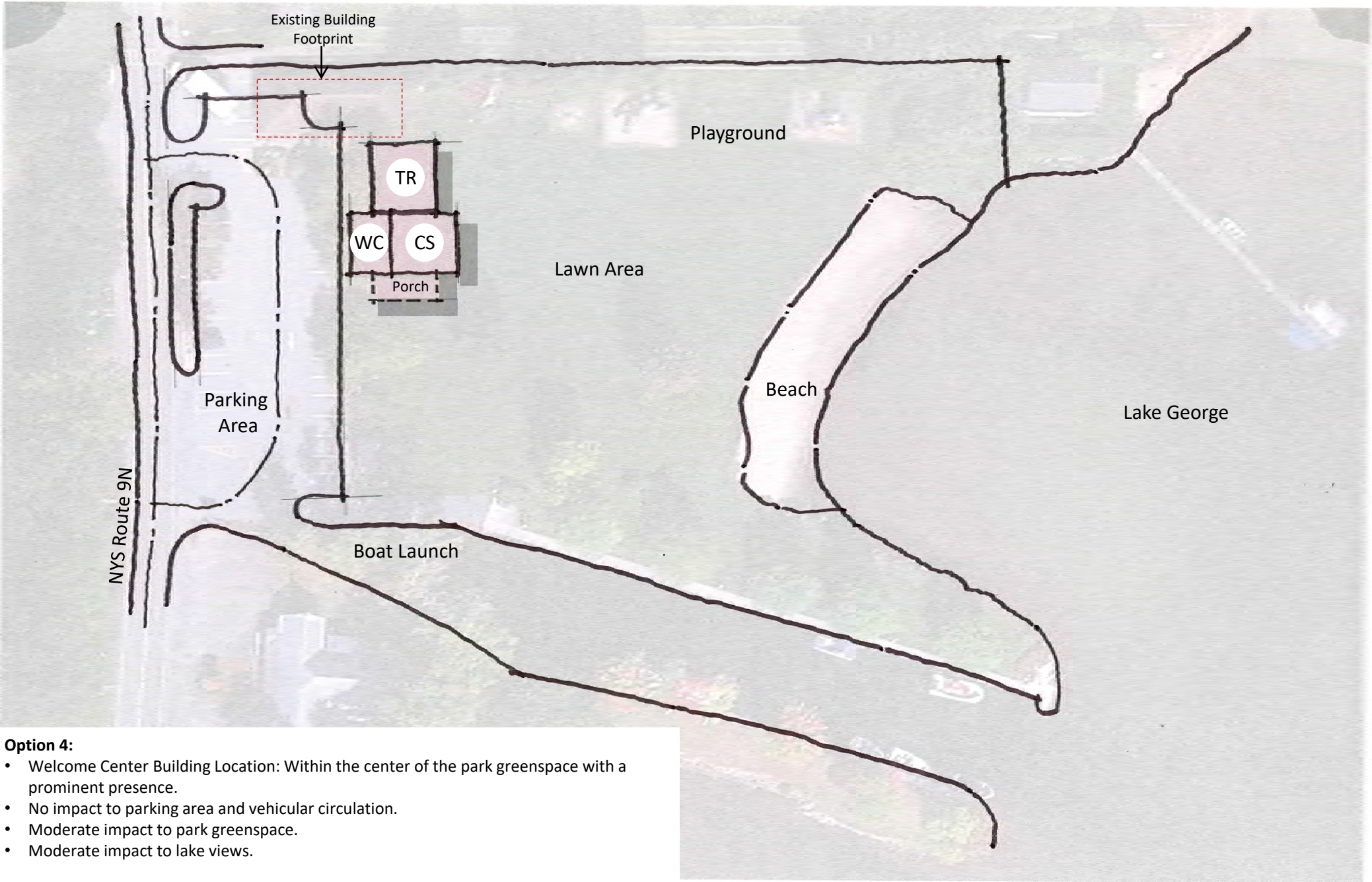
13 November 2024



## Option 3 - Lakeside Porch

Town of Hague Welcome Center





- Option 4:**
- Welcome Center Building Location: Within the center of the park greenspace with a prominent presence.
  - No impact to parking area and vehicular circulation.
  - Moderate impact to park greenspace.
  - Moderate impact to lake views.

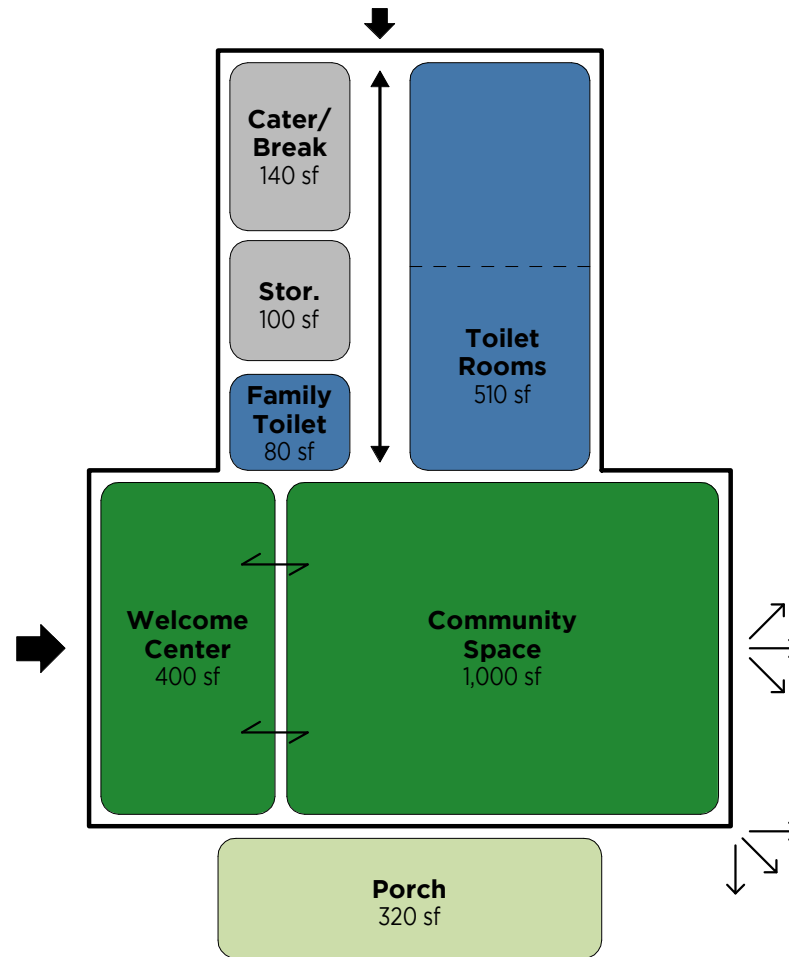


**Option 4**  
Town of Hague Welcome Center



# Legend

- Public Space - Interior
- Public Space - Exterior
- Toilet Rooms
- Facilities/Service
- Vertical Circulation



Route 9N



Lake George



Scale: 1/16" = 1'-0"



13 November 2024



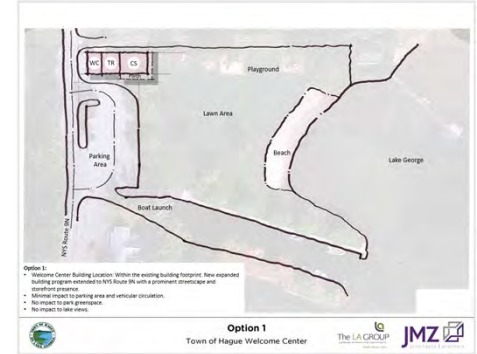
## Option 4 - Direct Connection

Town of Hague Welcome Center



### Option 1:

- Welcome Center Building Location: Within the existing building footprint. New expanded building program extended to NYS Route 9N with a prominent streetscape and storefront presence.
- Minimal impact to parking area and vehicular circulation.
- No impact to park greenspace.
- No impact to lake views.



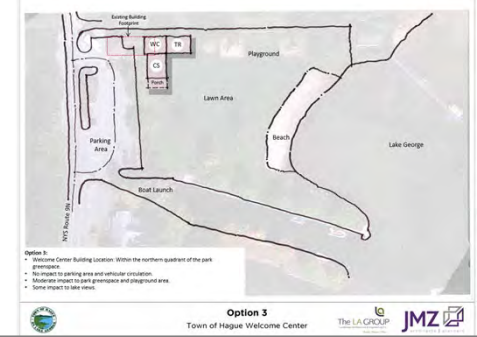
### Option 2:

- Welcome Center Building Location: Within the existing building footprint. New expanded building program extended to the south into the park greenspace.
- Minimal impact to parking area and vehicular circulation.
- Some impact to park greenspace.
- Some impact to lake views.



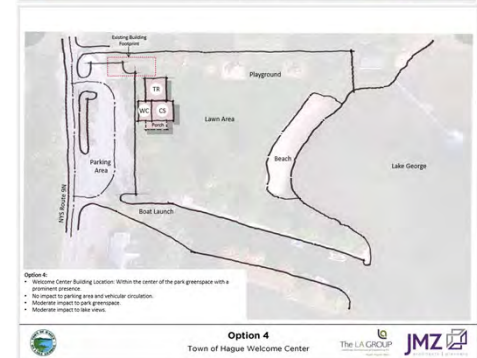
### Option 3:

- Welcome Center Building Location: Within the northern quadrant of the park greenspace.
- No impact to parking area and vehicular circulation.
- Moderate impact to park greenspace and playground area.
- Some impact to lake views.



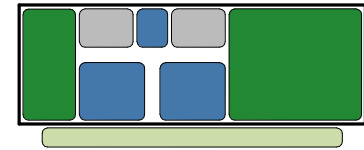
### Option 4:

- Welcome Center Building Location: Within the center of the park greenspace with a prominent presence.
- No impact to parking area and vehicular circulation.
- Moderate impact to park greenspace.
- Moderate impact to lake views.



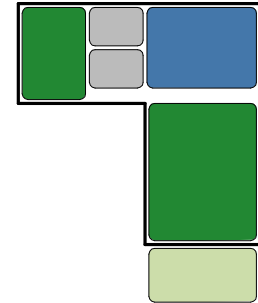
## Option 1

- Expansion of existing structure
- Street presence
- Simple and efficient
- South facing porch
- Limited view of lake from Welcome Center
- Welcome Center and Community Space not connected



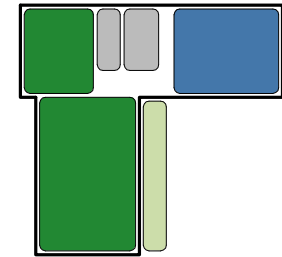
## Option 2

- Welcoming entrance plaza
- South facing porch
- Ample windows and views for the Community Space
- Community Space visible from street
- No view of lake from Welcome Center
- Welcome Center and Community Space not connected



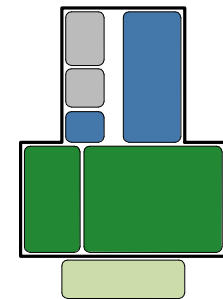
## Option 3

- Lake facing porch
- No direct view of lake from Welcome Center
- Ample windows and views for the Community Space
- Welcome Center and Community Space connected
- High visibility of Community Space from street



## Option 4

- South facing porch
- Welcome Center has views of lake through Community Space
- Welcome Center and Community Space connected
- Circulate through Community Space
- Clear division between public and private space



13 November 2024



# Option Summary

Town of Hague Welcome Center



# Next Steps

## Select an Option

- Option 1 - Existing Orientation
- Option 2 - Entrance Plaza
- Option 3 - Lakeside Porch
- Option 4 - Direct Connection

## Tentative Schedule

- December 11 Next Committee Meeting:  
Design Review & Materials/  
Aesthetics Discussion
- December 20 Documents to Estimator
- January 15 Committee Meeting:  
Design & Estimate Review,  
Public Meeting Preparation
- February 11 Public Meeting

